



ಬೃಹತ್ ಬೆಂಗಳೂರು ಮಹಾನಗರ ಪಾಲಿಕೆ
Bruhat Bengaluru Mahanagara Palike



BBMP COVID-19 WAR ROOM 14.11.2022



OVERVIEW OF COVID-19 IN BENGALURU

CASE TRENDS ACTIVE CASES **1,585**

<u>Confirmed Cases</u>	<u>Recovered Cases</u>	<u>Death Cases</u>
36 18,75,616 [#]	90 18,57,041 [#]	0 16,990 [#]

HOSPITALIZATION **2**

<u>ICU – V</u>	<u>ICU</u>	<u>HDU</u>	<u>General</u>
-	-	-	2

INCLUDES GOVT. QUOTA AND PRIVATE WALK-IN HOSPITALIZATION

VACCINATION **141** 2,04,84,384[#]

<u>First Dose</u>	<u>Second Dose</u>	<u>Precaution Dose</u>
11 96,78,507 [#]	76 94,81,455 [#]	54 13,24,422 [#]

TRIAGING

<u>MTU</u>
2
<u>Tele Triage</u>
28

ACTIVE CZs

0
<u>MCZs (< 5 cases)</u>
0
<u>Clusters (> 5 cases)</u>
0

TESTING **829** 3,19,66,137[#]

<u>RAT</u>	<u>RTPCR</u>
125	704

Positivity :3.45%
*FOR LAST 7 DAYS

: indicates cumulative numbers till date



ABSTRACT OF COVID-19 SCENARIO IN BENGALURU


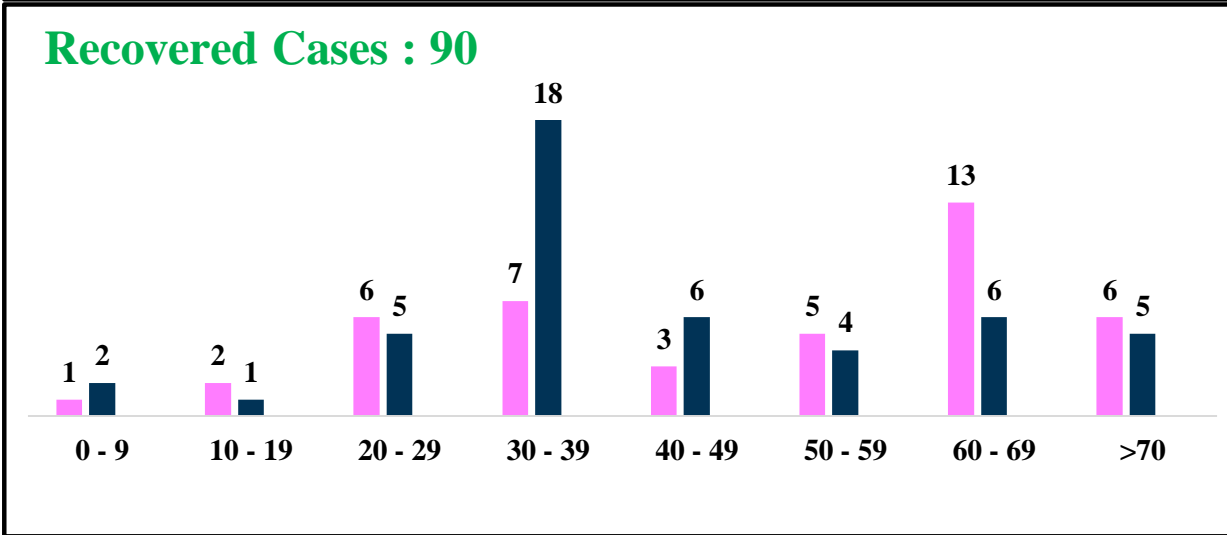
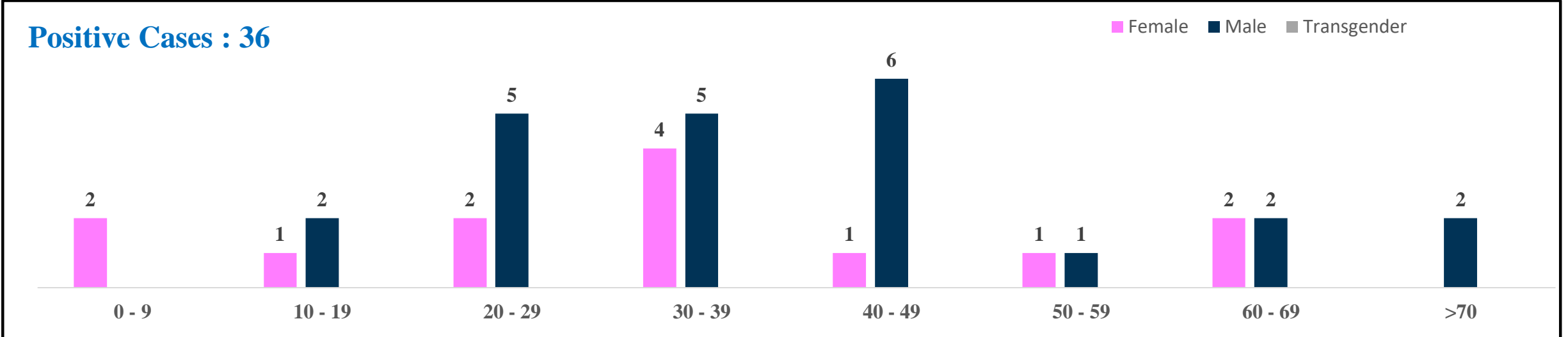


	MALE			FEMALE			TRANSGENDER			TOTAL		
	Last 24 Hours	Last 7 Days	Cumulative	Last 24 Hours	Last 7 Days	Cumulative	Last 24 Hours	Last 7 Days	Cumulative	Last 24 Hours	Last 7 Days	Cumulative
Positive Cases	23	281	11,05,300	13	244	7,69,424	0	0	196	36	525	18,75,616
Recovered Cases	43	272	10,93,401	47	239	7,63,546	0	0	187	90	511	18,57,041
Death Cases	0	0	10,760	0	0	6,226	0	0	4	0	0	16,990
Total Tests Done	In Last 24 hrs. : 829			In last 7 days : 14,661			Cumulative : 3,19,66,137					
Vaccine Doses Administered	In Last 24 hrs. : 141			In last 7 days : 4,519			Cumulative : 2,04,84,384					
ACTIVE CASES							1,585					

*Covid deaths occurred today : 00 | Covid deaths occurred beyond last 24hrs., reported today : 00



LAST 24 HOURS AGE GROUP AND GENDER WISE DISTRIBUTION

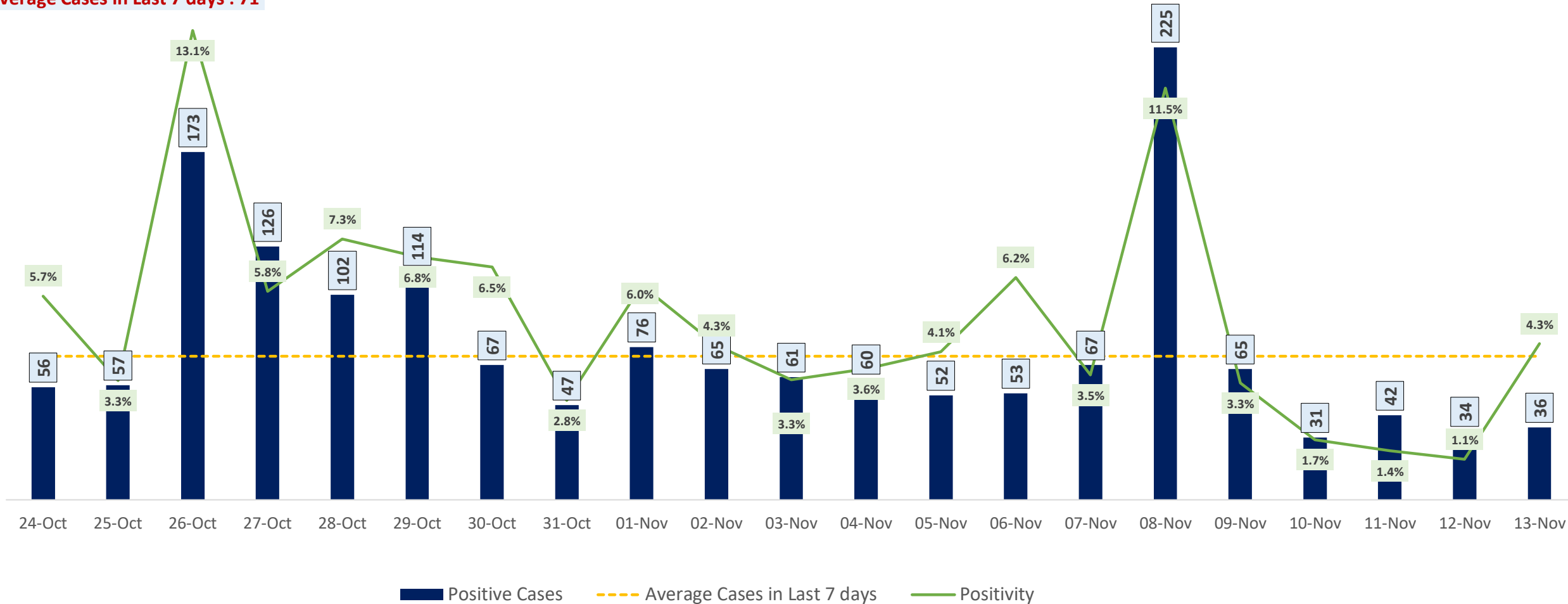




POSITIVITY RATE OF BENGALURU – LAST 21 DAYS



Average Cases in Last 7 days : 71

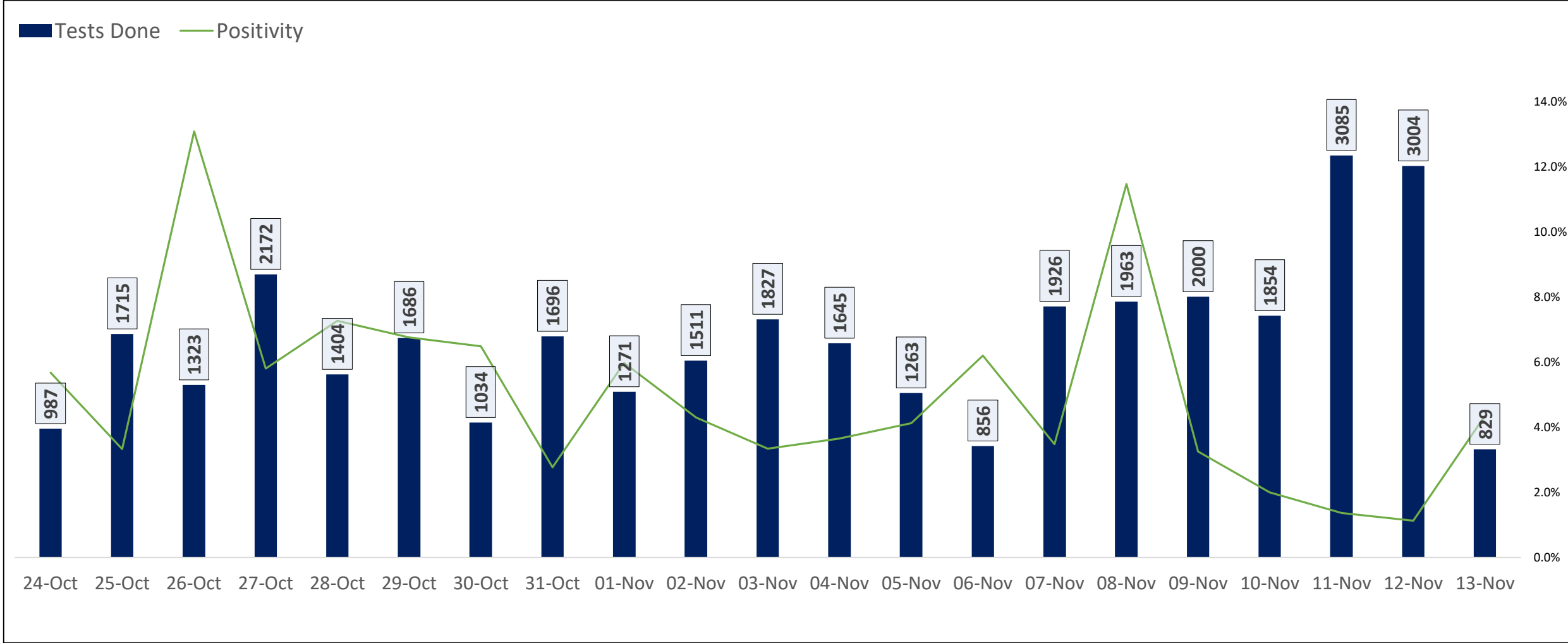




TESTING TRENDS IN BENGALURU

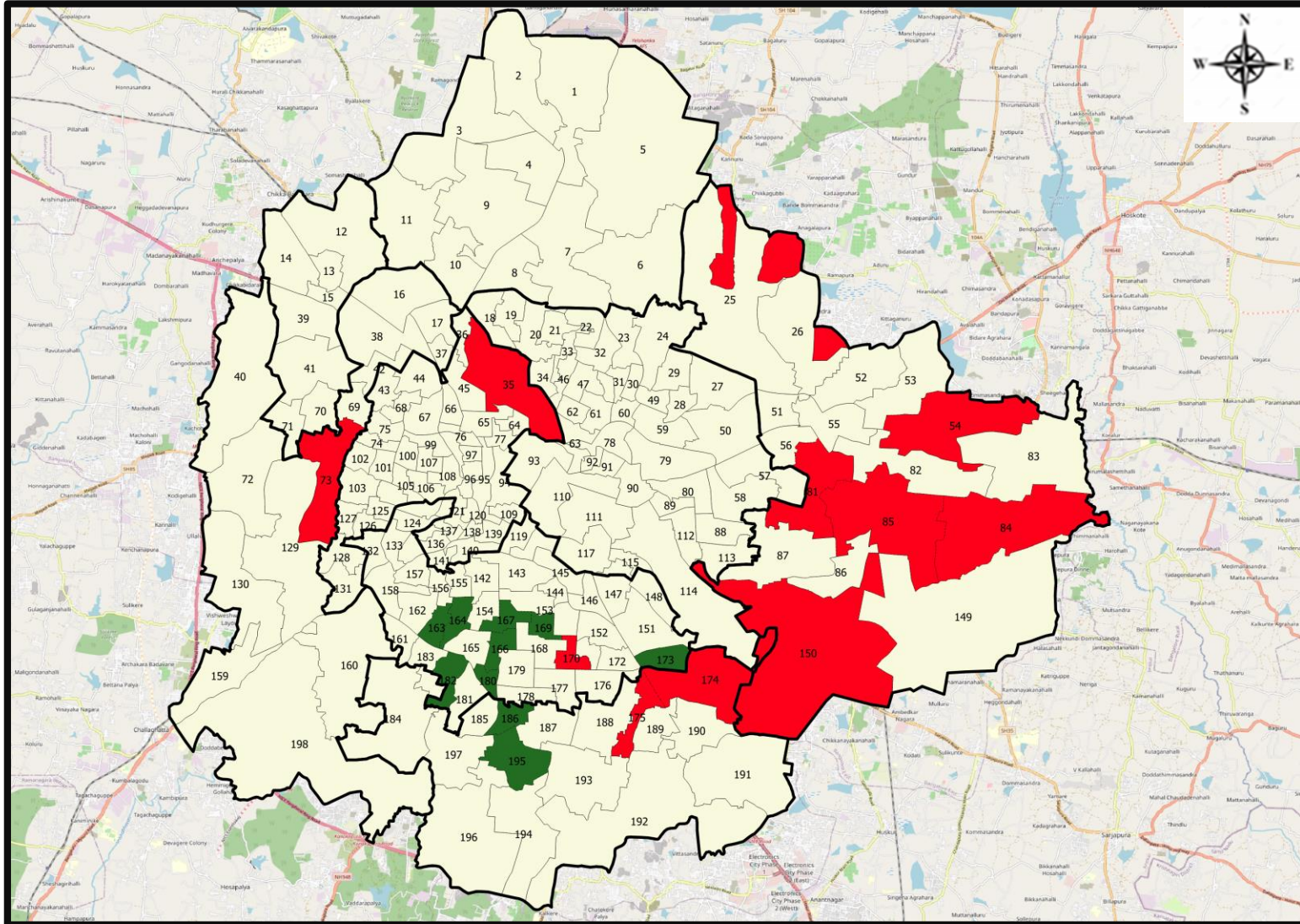


Total Test Conducted Till Date	Test Conducted Last 24 hours	Last 7 Days Average
3,19,66,137	829	2,094





BENGALURU URBAN MAP SHOWING TREND OF POSITIVE CASES IN LAST 7 DAYS



Top 10 wards reporting highest number of positive cases in last 10 days

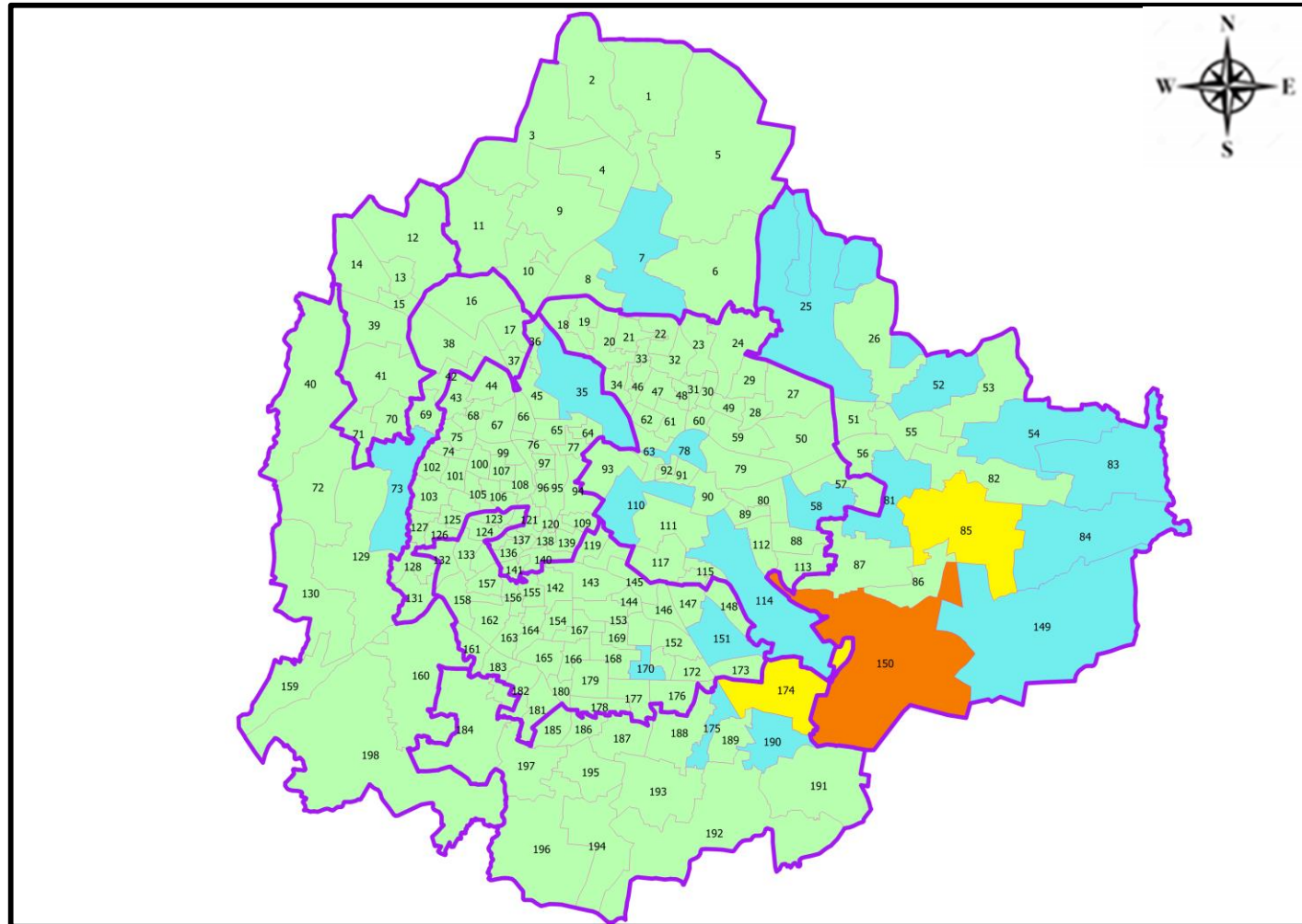
Ward No.	Ward Name	Daily Cases Average
150	Bellanduru	4
85	Dodda Nekkundi	2
174	HSR Layout	2
170	Jayanagar East	1
175	Bommanahalli	1
54	Hudi	1
73	Kottegepalya	1
81	Vijnana Nagar	1
35	Aramane Nagar	1
84	Hagadur	1







Top 10 wards reporting least number of positive cases in last 7 days

Ward No.	Ward Name	Daily Cases Average
195	Konanakunte	0
186	Jaraganahalli	0
182	Padmanabha Nagar	0
180	Banashankari Temple Ward	0
173	Jakkasandra	0
169	Byrasandra	0
167	Yediyur	0
166	Karisandra	0
164	Vidyapeeta Ward	0
163	Katriguppe	0



BENGALURU MAP SHOWING INTENSITY OF POSITIVE CASES IN LAST 7 DAYS



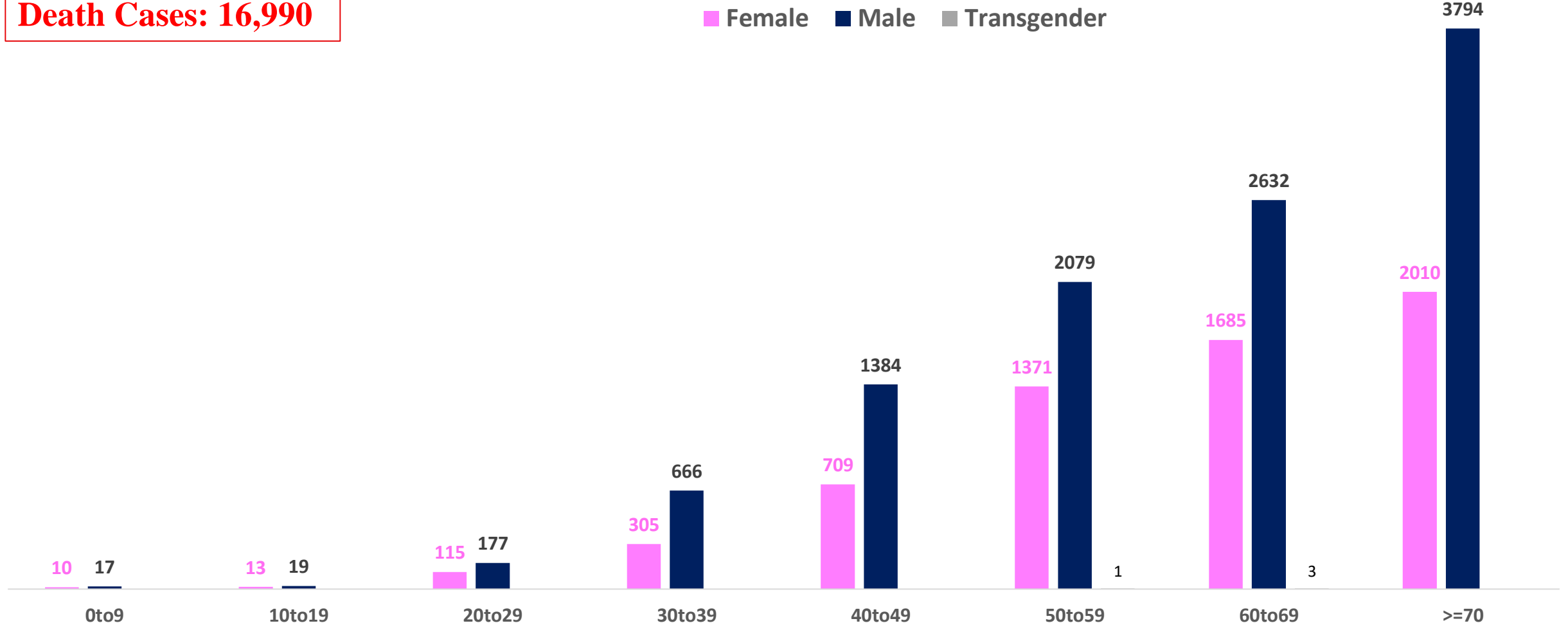
-  **Level 1 : 0 to 3 Cases**
-  **Level 2 : 3 to 10 Cases**
-  **Level 3 : 10 to 20 Cases**
-  **Level 4 : 20 to 50 Cases**
-  **Level 5 : More than 50 Cases**
-  **Zone Boundaries**



AGE AND GENDER WISE DISTRIBUTION OF DEATH CASES



Death Cases: 16,990





COVID-19 SCENARIO IN BENGALURU AND OTHER METROPOLITIAN CITIES



CITY NAME	Positive Cases	Active Cases	Recovered	Deceased	Vaccine Doses Administered
New Delhi	20,06,769	205	19,80,050	26,514	3,73,17,328
Bengaluru*	18,75,616	1,585	18,57,041	16,990	2,37,78,980
Mumbai	11,53,708	288	11,33,678	19,742	2,21,34,555
Chennai	7,92,978	166	7,83,742	9,070	1,13,96,462

Source : <https://dashboard.cowin.gov.in/> at 5:00pm (14.11.2022)
Source : <https://www.covid19bharat.org/> at 5:00pm (14.11.2022)

*includes BBMP & Bengaluru Urban



SNAPSHOT OF COVID-19 CASES IN BENGALURU URBAN



**Total Wards With
< = 5 Cases* :
181**

**Tests Conducted
on 13.11.2022:
829**

**Recovery
Rate*:
99.01%**

**Total
Active Cases :
1,585**

**Total Vaccinated
on 13.11.2022:
141**

**Positivity
Rate* :
3.45%**

**Active
Rate*:
0.08%**

**Case
Fatality Rate* :
0.00%**





*Total positive cases In the past 7 days

*CFR and positivity is for Past 7 days



ಬೃಹತ್ ಬೆಂಗಳೂರು ಮಹಾನಗರ ಪಾಲಿಕೆ
Bruhat Bengaluru Mahanagara Palike



Download BBMP Bulletin	https://apps.bbmpgov.in/covid19/mediabulletin.php
To register for vaccination :	https://selfregistration.cowin.gov.in/
BBMP COVID19 Dashboard:	https://apps.bbmpgov.in/covid19/
Follow us on:	 www.facebook.com/bbmp.comm1/
	 twitter.com/BBMPCOMM
	  BBMPSplHealth



Issued by:

Honorable Chief Commissioner, BBMP
Special Commissioner Health & IT, BBMP
MD, Bengaluru Smart City Limited

THANK YOU !

